



PLANETA

Hoists and winches since 1861

Lightweight. Compact. Robust. Reliable.




NEW

**THE NEW
ECO SERIES
FROM PLX.**



PLX-ECO
1500

All important parts
electro-galvanized



Precise chain
guidance



Shift lever for lifting/
lowering with
freewheel



Forged safety hook
with precisely fitting
hook lock

LEVER HOIST | **PLX-ECO**

Discover the PLX-ECO: the new generation of versatile lever hoists.

Whether in industry, on construction sites, or in trade, the new PLX-ECO is the simple solution for demanding pulling, lifting, and tensioning tasks. We have designed it for extreme robustness and a long service life so that you can rely on your work.

**What makes the PLX-ECO so special:
Faster. Simpler. Better.**

With the intelligent freewheel, time-consuming handling and energy-sapping pulling are a thing of the past. Simply press the selector switch and the chain glides effortlessly through the device. This saves you valuable time and energy.

Compact. Powerful. Clever.

The new, shorter control lever gives you full control and power even where there is not enough space for a large swivel radius. This allows you to lift and tension with maximum efficiency even in tight corners.

Durability that pays off.

The stronger and more precise chain guide significantly minimizes friction and wear. This protects both the chain and the device itself and significantly extends the service life of your PLX-ECO - for more value in the long term.

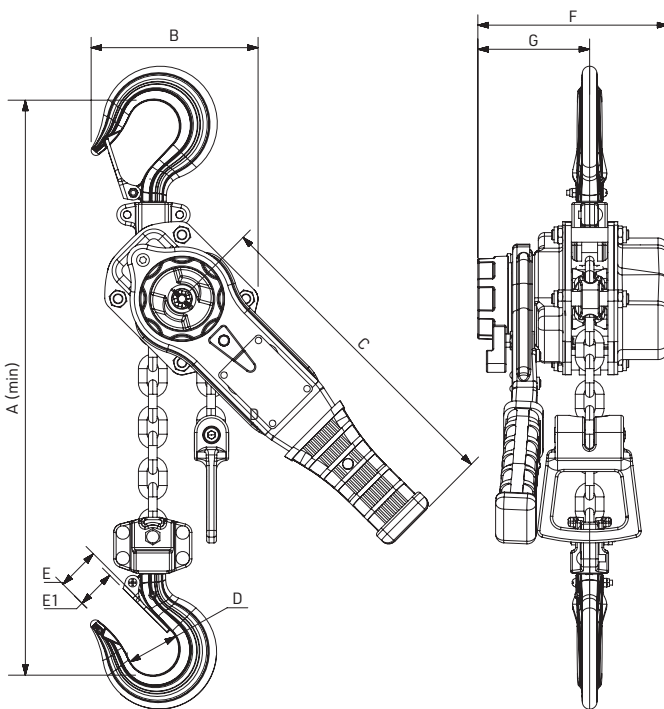

Safety that thinks for itself.

Our chain end piece is more than just a handle. It is an active safety feature that prevents the end of the chain from being pulled through the device unintentionally. This means you always have full control.

Built for the toughest conditions.

Forget about rust and weather! Galvanized screws and nuts throughout, as well as the solid cast steel handwheel, make the PLX-ECO resistant to moisture, dirt, and heavy use.

The PLX-ECO - With compact power and a longer service life. The smart choice for demanding professionals.



TYPE	PLX-ECO...	750	1500	3000	6000	9000
Capacity	kg	750	1,500	3,000	6,000	9,000
Standard lift	m	1.5	1.5	1.5	1.5	1.5
Min. headroom (Hmin)	mm	320	355	435	570	680
Lever force at 100 % load	daN	21.5	30.4	37.2	38.2	39.2
Meters load chain movement with 1 round 360°	m	0.0235	0.0264	0.0208	0.0104	0.0069
Number of chain falls		1	1	1	2	3
Chain size	mm	6 × 18	7.1 × 21	10 × 30	10 × 30	10 × 30
B (dimensions)	mm	123	137	173	232	304
C	mm	249	263	412	412	412
D	mm	42	43	49	67	85
E	mm	32	35	41	46	61
E1	mm	27.5	32	38	41	54
F	mm	139	155	191	191	191
G	mm	90	92	108	108	108
Weight with standard lift	kg	7	11	19	32	52
Weight for 1 m additional lifting height	kg	0.79	1.4	2.2	4.4	6.6
PLX-ECO with 1,5 m lift	Order No.	G11502	G11503	G11504	G11505	G11506
PLX-ECO with 3 m lift	Order No.	G11502-3	G11503-3	G11504-3	G11505-3	G11506-3
PLX-ECO with 6 m lift	Order No.	G11502-6	G11503-6	G11504-6	G11505-6	G11506-6

Mini lever hoist



MINI-LEVER HOIST | **PLX-ECO-MINI**

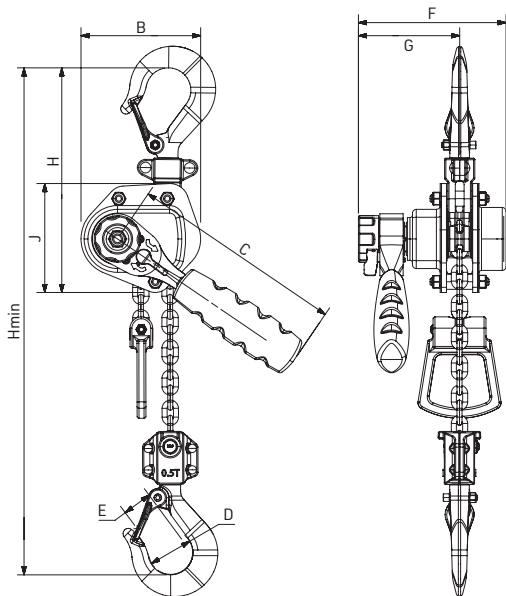
Compact. Powerful. Versatile.

The PLANETA PLX-ECO-MINI is a small lever hoist with big performance. Despite its low weight, it impresses with its strong pulling force when lifting, pulling, tensioning, and straightening—in any position and direction. Ideal for assembly, trade, industry, and service.

Your advantages at a glance:

- **Robust:** Steel housing protects the chain drive.
- **Safe:** Load pressure brake reliably holds any position.
- **Flexible:** Forged, swivel hooks with safety latches.
- **Durable:** Heat-treated chain according to EN 818-7-T with 1.5 m standard lift
- **Comfortable:** Rubberized lever and easy chain free run.
- **Practical:** With robust nylon bag.

The PLX-ECO-MINI – when performance meets lightness.



TYPE	PLX-ECO-MINI...	250	500
Capacity	kg	250	500
Standard lift	m	1.5	1.5
Min. headroom (Hmin)	mm	243	292
Lever force at 100 % load	daN	26	26
Meters load chain movement with 1 round 360°	m	0.072	0.028
Number of chain falls		1	1
Chain size	mm	4 × 12	4 × 12
B (dimensions)	mm	85	95
C	mm	170	170
D	mm	∅ 32	∅ 35
E	mm	23	23
F	mm	98	117
G	mm	77	80
H	mm	155	178
J	mm	79	87
Weight with standard lift	kg	2.7	5.5
Weight for 1 m additional lifting height	kg	0.35	0.35
PLX-ECO-MINI with 1,5 m lift	Order No.	G11500	G11501
PLX-ECO-MINI with 3 m lift	Order No.	G11500-3	G11501-3
PLX-ECO-MINI with 6 m lift	Order No.	G11500-6	G11501-6

PLANETA quality products are available at ...